



(12) **United States Design Patent**
Cooper et al.

(10) **Patent No.:** **US D950,690 S**
(45) **Date of Patent:** **** May 3, 2022**

(54) **TOILET SEAT WRAP**

(56) **References Cited**

(71) Applicants: **United States Government as Represented by the Department of Veterans Affairs, Washington, DC (US); University of Pittsburgh - Of the Commonwealth System of Higher Education, Pittsburgh, PA (US)**

U.S. PATENT DOCUMENTS

3,689,947 A *	9/1972	Wolf	A47G 9/1045
			5/419
D383,634 S *	9/1997	Selph	D6/601
D658,422 S *	5/2012	Mandell	D6/608
8,307,476 B1 *	11/2012	Weaver	A47G 9/062
			5/417
D850,819 S *	6/2019	Lloyd-Caldwell	D6/603
2008/0164734 A1 *	7/2008	Nile	A47C 7/425
			297/230.13

(72) Inventors: **Rory A. Cooper, Gibsonia, PA (US); Rosemarie Cooper, Gibsonia, PA (US)**

* cited by examiner

(73) Assignees: **United States Government as Represented by the Department of Veterans Affairs, Washington, DC (US); University of Pittsburgh - Of The Commonwealth System Of Higher Education, Pittsburgh, PA (US)**

Primary Examiner — Robert A Delehanty
(74) *Attorney, Agent, or Firm* — Ballard Spahr LLP

(57) **CLAIM**

The ornamental design for a toilet seat wrap, as shown and described.

(**) Term: **15 Years**

DESCRIPTION

(21) Appl. No.: **29/825,887**

FIG. 1 is a front perspective view of a toilet seat wrap showing our new design;
FIG. 2 is a front end elevational view of the toilet seat wrap of FIG. 1;
FIG. 3 is a back end elevational view of the toilet seat wrap of FIG. 1;
FIG. 4 is a left side elevational view of the toilet seat wrap of FIG. 1;
FIG. 5 is a right side elevational view of the toilet seat wrap of FIG. 1;
FIG. 6 is a top plan view of the toilet seat wrap of FIG. 1; and,
FIG. 7 is a bottom plan view of the toilet seat wrap of FIG. 1.

(22) Filed: **Feb. 7, 2022**

Related U.S. Application Data

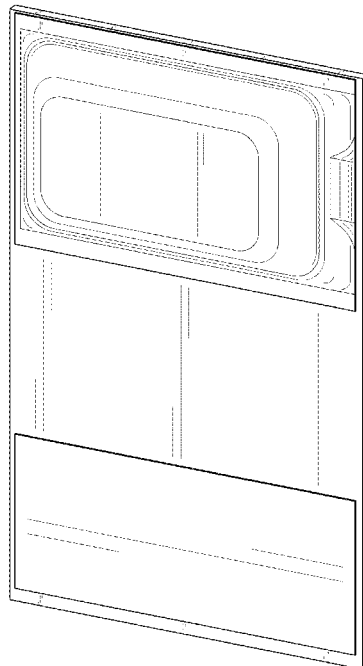
(62) Division of application No. 29/750,934, filed on Sep. 17, 2020.

(51) **LOC (13) Cl.** **23-02**

(52) **U.S. Cl.**
USPC **D23/309**; D6/601

(58) **Field of Classification Search**
USPC D23/311-312; D6/601
See application file for complete search history.

1 Claim, 5 Drawing Sheets



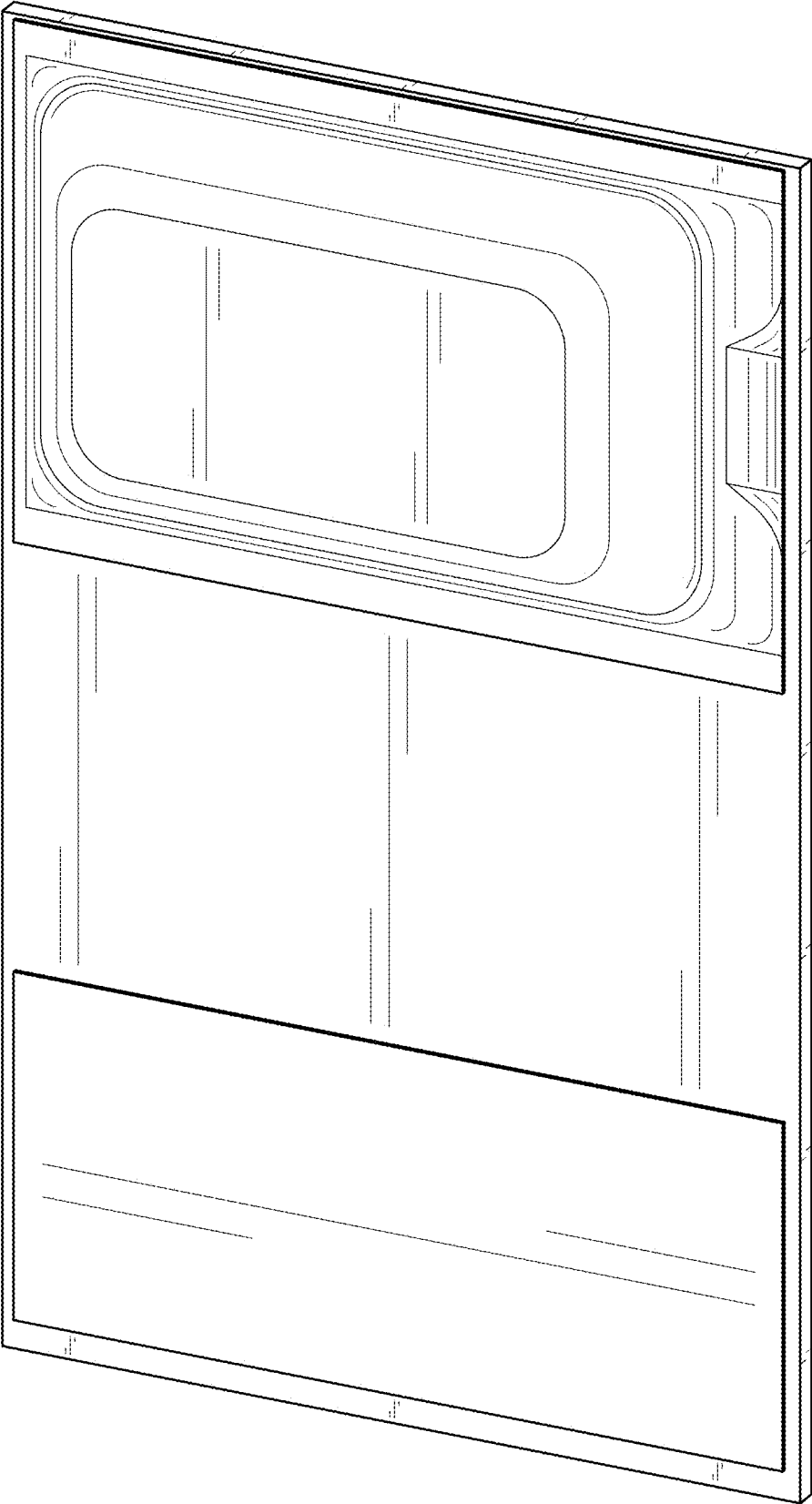


FIG. 1

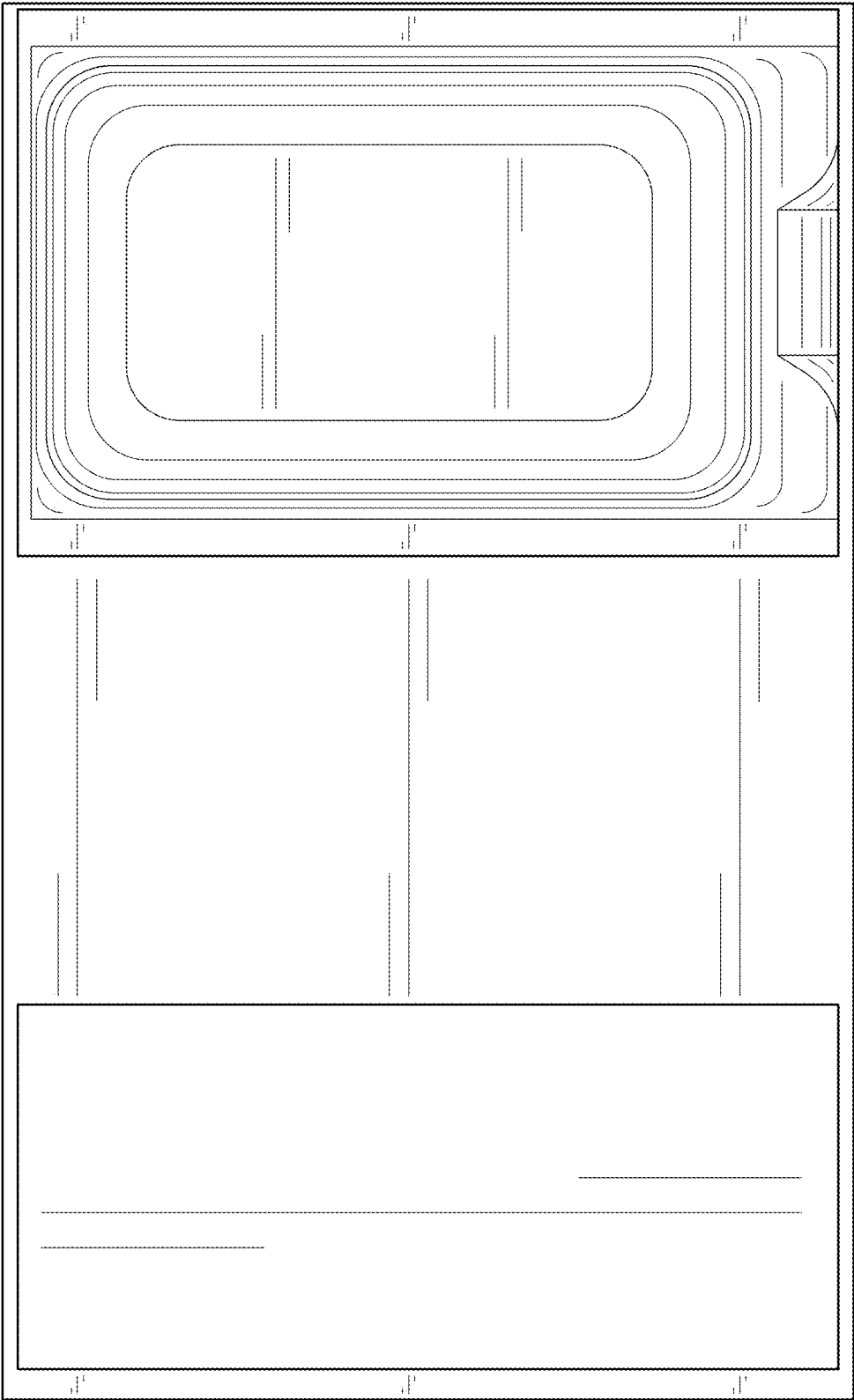


FIG. 2

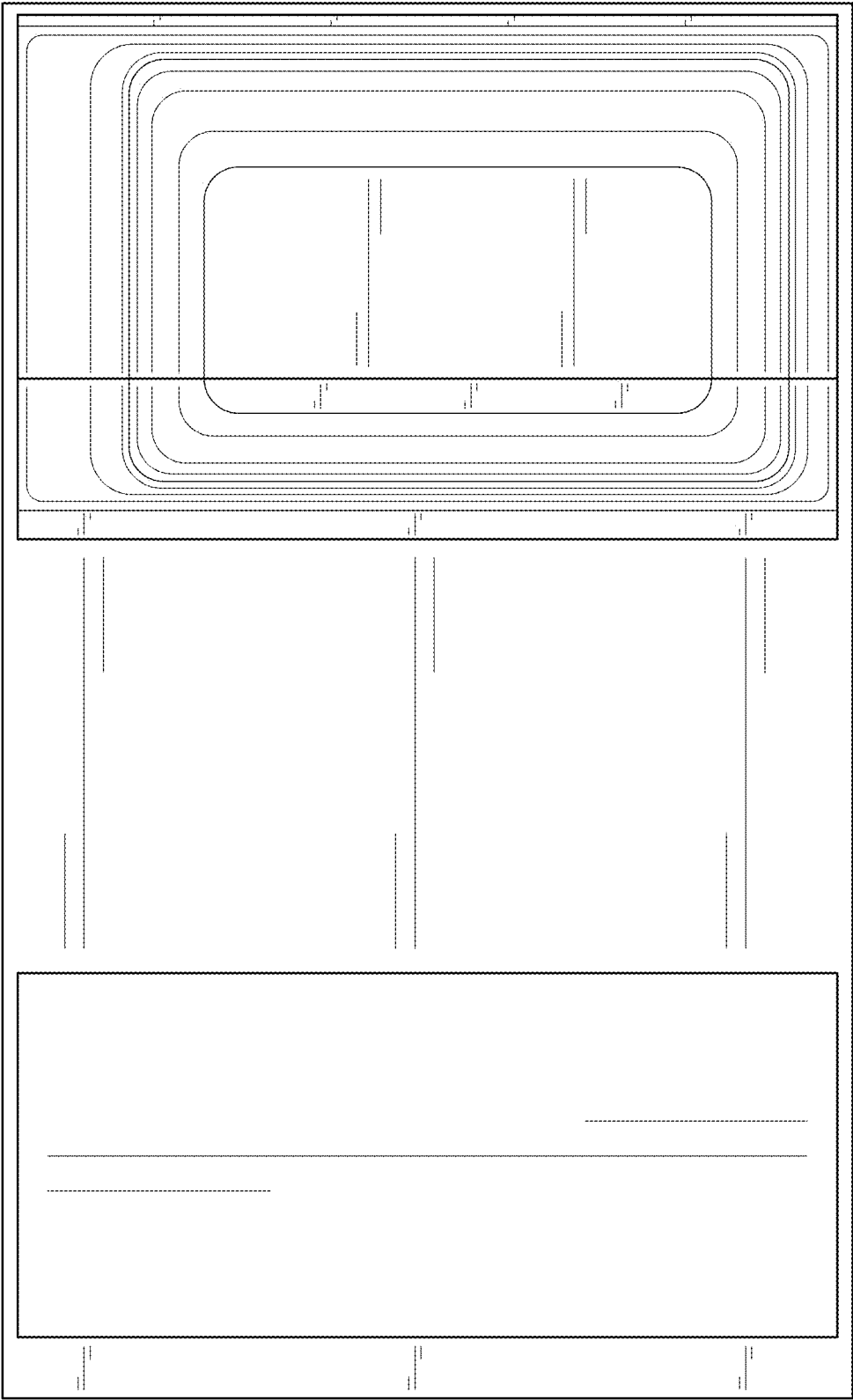


FIG. 3

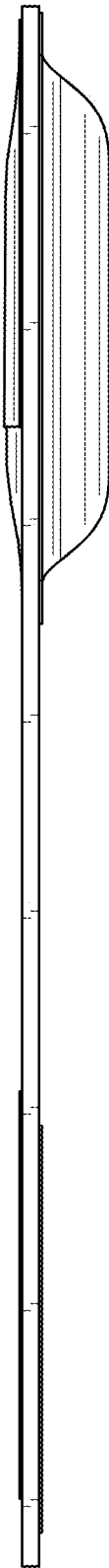


FIG. 4

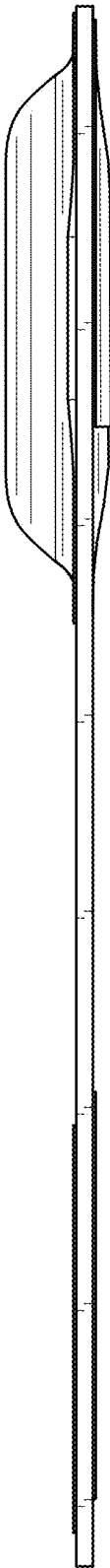


FIG. 5

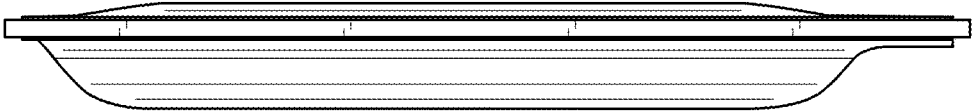


FIG. 6




FIG. 7